

# POTTER COUNTY TREASURER

## 2020 THIRD QUARTER INVESTMENT REPORT



Commissioners' Court  
July 27, 2020  
Potter County Treasurer  
Leann Jennings

# County of Potter

STATE OF TEXAS

TREASURER'S OFFICE  
900 S. POLK, SUITE 701  
AMARILLO, TEXAS 79101-3412



PHONE: (806) 349-4834  
FAX: (806) 349-4845  
leannjennings@co.potter.tx.us

LEANN JENNINGS  
COUNTY TREASURER

JULY, 2020

The Honorable Commissioners' Court  
Potter County  
Amarillo, Texas 79101

The Public Funds Investment Act requires that not less than quarterly under Section 2256.023, that the investment officer will prepare and submit to the Commissioners' Court a written report of investment transactions for all funds for the preceding reporting period within a reasonable time after the end of the period. This section also requires that the report reflect the following:

- A) The investment position of Potter County on the date of the report.
- B) A summary statement of each pooled fund group that states the:
  - a. Beginning market value for the reporting period;
  - b. Additions and changes to the market value during the period;
  - c. Ending market value for the period; and
  - d. Fully accrued interest for the period.
- C) State the book value and market value of each separately invested asset at the beginning and end of the reporting by the type of asset and fund type invested.
- D) State the maturity date of each separately invested asset that has a maturity date.
- E) State the account or fund or pooled group fund in the county for which each individual investment was acquired.
- F) And, state the compliance of the investment portfolio of the county as it relates to:
  - a. The investment strategy expressed in the county's investment policy;
  - b. Relevant provisions of this chapter.

This report will reflect the investment position of Potter County from April 1, 2020 through June 30, 2020.

The investment strategy for all funds for the third quarter of our 2020 fiscal year was that of the investment pool in TexPool, TexPool Prime, Texas Class, Financial Northeaster Companies and Amarillo National Bank.

NOTE:

TexPool and Texas Class investments do not have a stated maturity, funds are available daily. Please see the monthly reports enclosed for ownership and changes in book and market value and their monthly information.

Respectfully,



Leann Jennings  
Potter County Treasurer/Investment Officer

Potter County 2020 Investment Committee:



Commissioner H.R. Kelly, Precinct 1



Kerry Hood, County Auditor



Jackson Latimer, Assistant County Attorney

POTTER COUNTY DEPOSITORY ACCOUNTS - INTEREST PAID

THIRD QUARTER 2020	APRIL		MAY		JUNE	
	ENDING BALANCE	INTEREST EARNED	ENDING BALANCE	INTEREST EARNED	ENDING BALANCE	INTEREST EARNED
ACCOUNT:						
1) JUVENILE FUND	33,057.46	29.34	33,110.46	7.03	33,116.63	6.26
2) JUVENILE PROBATION STATE FUND	157,985.31	140.23	166,483.12	35.35	174,183.50	32.93
3) JUVENILE IV-E FUND	221,144.85	196.30	219,962.39	46.70	190,997.58	36.11
4) JUVENILE PROBATION	844,960.47	750.02	628,805.28	133.51	362,742.00	68.57
*5) DISBURSEMENT ACCOUNT	855,123.43	759.05	598,363.04	127.04	751,098.52	141.99
6) INSURANCE ACCOUNT	2,118,918.80	1,880.85	2,321,176.31	492.85	2,527,941.39	477.88
*7) CO. ATTY HOT CHECK FUND	55,518.51	49.28	54,962.18	11.67	54,132.53	10.23
*8) DIST. ATTY HOT CHECK FUND	116,843.78	103.72	116,713.75	24.78	116,667.50	22.05
9) DIST. ATTY FORFEITURE RELEASE	57,746.93	51.26	60,564.53	12.86	60,838.62	11.50
10) GENERAL OPERATING FUND	9,183,074.53	9,211.62	11,293,172.90	7,702.11	13,086,819.21	6,465.47
11) CO. CLK RECORDS MGMT&PRESERVATION	378,938.42	336.36	389,696.31	82.74	398,268.23	75.29
12) ELECTION FUND	211,973.08	188.16	240,106.44	50.98	241,833.86	45.72
13) VOTER REGISTRATION FUND	19,922.12	17.68	19,939.60	4.23	19,943.31	3.77
14) INTEREST & SINKING ACCOUNT	5,244,036.59	4,654.84	5,299,069.61	1,125.13	5,352,658.89	1,011.87
15) DETENTION CTR. COMMISSARY ACCOUNT	452,585.69	401.74	370,690.95	78.70	331,176.77	62.61
*16) TAX OFC STATE & COUNTY TAXES	270,143.90	231.80	135,155.48	28.69	266,973.10	50.47
*17) TAX OFC CREDIT CARD ACCOUNT	452,056.83	401.27	411,362.12	87.35	619,381.62	117.09
*18) TAX OFC HIGHWAY FUNDS	492,419.35	437.09	954,931.50	202.76	900,459.09	170.22
*19) TAX OFC VEH. INVENTORY TAX ESCROW	198,620.36	176.30	280,872.59	59.64	362,099.89	68.45
20) LOCAL LAW ENFORCEMENT BLOCK GRANT	70,424.00	62.51	73,666.89	15.64	65,645.00	12.41
21) TAX OFFICE IRP ACCOUNT	7,442.35	6.61	31,989.13	6.79	4,946.46	0.94
22) CAD#1	3,469,985.63	3,080.12	3,014,024.37	639.96	3,050,071.64	576.59
23) CSCD JUDICIAL FUND	688,456.95	611.11	526,182.10	111.72	789,512.39	149.25
24) CSCD ACCOUNT	76,398.19	67.81	84,561.32	17.96	87,795.59	16.60
25) CAPITAL PROJECTS 2003	2,047,770.68	1,817.69	2,999,585.44	636.90	3,000,143.86	567.14
26) SO FEDERAL FORFEITURE	161,692.51	143.53	162,000.16	34.40	152,372.16	28.80
27) DISTRICT CLERK RMPF	216,540.62	192.21	220,898.87	46.90	223,785.72	42.30
28) TAX OFFICE ESCROW	132,653.37	117.75	150,973.38	32.06	204,620.38	38.68
29) DA SEIZURE FUND	105,333.76	93.50	110,385.42	23.43	125,800.28	15.79
30) CA FEDERAL FORFEITURE FUND	84,750.05	75.23	76,509.39	16.25	67,813.35	12.82
31) TAX PAYER ACH	536.82	0.48	368.87	0.08	215.99	0.04
32) RETAINAGE FUND	0.00	0.00	0.00	0.00	0.00	0.00
33) DISTRICT COURT CONSTRUCTION	525,736.94	423.46	945,644.82	120.47	715,899.21	76.50
TOTAL	28,427,055.34	26,285.46	31,991,928.72	12,016.68	34,339,954.27	10,416.34

\* interest fees transferred into Depository Funds at the end of each month  
 APR. INT. RATE: 1.09% General Acct. : 1.23% JUNE INT. RATE: .23% General Acct.: .61%  
 MAY. INT. RATE: .25% General Acct.: .81%



## DEPOSITORY INTEREST ACCOUNT DESCRIPTIONS

- 1) **Juvenile Fund** - \$5.00 Court Fee, run through Agency
- 2) **Juvenile Probation State Fund** - State grant money received monthly
- 3) **Juvenile IV-E Fund** - Federal grant money, reimbursements of claims submitted
- 4) **Juvenile Probation** - County funding (county contribution), quarterly
- 5) **Disbursement Account** - Wash account for all checks paid through the county, at the end of the month this should equal zero. Interest is transferred to the General Fund
- 6) **Insurance Account** - insurance payroll deductions, Potter-Randall Appraisal District, claim reimbursements
- 7) **County Attorney Hot Check Fund** - Agency Fund accounts for collection fees on "insufficient funds" checks in a capacity of agent for the County Attorney. Interest is transferred to the General Fund
- 8) **District Attorney Hot Check Fund** - Agency Fund accounts for collection fees on "insufficient funds" checks in a capacity of agent for the District Attorney. Interest is transferred to the General Fund
- 9) **District Attorney Forfeiture Release** - Agency Fund accounts for the holding of seized funds from District Court cases prior to the case being closed and the funds released
- 10) **General Operating Fund** - Account for the revenues and expenditures necessary to carry out basic governmental activities. Revenues are recorded by source, i.e., taxes, licenses, fines, fees, etc. Expenditures are recorded first by function and then by department, expenditures are made primarily for current day-to-day operating expenses and operating equipment
- 11) **County Clerk Records Management & Preservation** - accounts for revenues derived from the records management and preservation fees collected by the County Clerk on all recorded documents. The revenues are to be used for specific records preservation and automation projects by and for the County Clerk's Office
- 12) **Election Fund** - accounts for revenues from local political parties. The revenues are to be used to pay only those expenses related to elections
- 13) **Voter Registration Fund** - accounts for the allocation from the State of Texas. The revenues are to be used to pay only those expenses related to voter registration
- 14) **Interest & Sinking Account** - accounts for the accumulation of resources for and the payment of general long-term debt principal and interest
- 15) **Detention Ctr. Commissary Account** - accounts for proceeds from sale of commissary items at detention center
- 16) **Tax Ofc State & County Taxes** - Collection of taxes, court costs, misc. fees, beer & wine, liquor, tax certificates, trustee sale, excess proceeds, escrow taxes, attorney fees. Payment is disbursed to entities either daily or monthly. Interest is transferred to the General Fund
- 17) **Tax Ofc Credit Card Account** - Highway Department and Tax side of credit card collections. Holding account for Tax acct # 772968 and Highway acct # 772976. Collect: Tax and 3% surcharge. Disburse funds to each account after verification with bank statement. Interest is transferred to General Account
- 18) **Tax Ofc Highway Funds** - (New account opened 6/04) Collection of motor vehicles fees, i.e., registration, title fees, sales tax, county Road & Bridge fees, state Road & Bridge fees, Road & Bridge retainage, etc., collected for the state. Interest is transferred to General Account

- 19) **Tax Ofc Veh Inventory Tax Escrow** - State fees collected through dealerships for Inventory Tax, monies collected is deposited to TexPool monthly. Interest remains in account and transferred to TexPool annually
- 20) **Local Law Enforcement Block Grant** - accounts for the grant monies received from the Bureau of Justice Assistance. These monies are to be used to underwrite projects to reduce crime and improve public safety
- 21) **Tax Ofc IRP Account** holding account for monies collected from the Texas Department of Transportation from other state registration offices for proportioned tax on semi-tractors to be disbursed as payments are received from State Comptroller's office
- 22) **CAD#1** - accounts for sales tax revenues and interest earned for the County Assistance District #1. A 2% sales tax rate was approved by voters on 11-7-17. Funds can be used as authorized by Chapter 387 of the Local Government Code.
- 23) **CSCD Judicial Fund** - accounts for monies received from probation fees and state funding. CSCD disbursement account. Interest remains in this account
- 24) **CSCD Account** - wash account for all court costs, fines and restitutions. Interest from account is transferred to the Judicial Account
- 25) **Capital Projects 2003 Fund** - accounts for the proceeds from certificates of obligation issued for constructing, renovating and improving county owned buildings, the purchase of land and right-of-way for authorized needs and purposes, and professional services relating to such projects
- 26) **SO Federal Forfeiture Fund** - accounts for Federal assets seized with a percentage given to the county, governed by the Department of Treasury
- 27) **District Clerk Records Management & Preservation Fund** - accounts for revenues derived from the records management and preservation fees collected by the District Clerk on all recorded documents
- 28) **Tax Office Property Tax Escrow** - prepayment of future taxes
- 29) **District Attorney Seizure Funds** - accounts for the holding of seized funds from cases prior to the case being closed and funds released
- 30) **CA Federal Forfeiture Fund** - seized funds that have been released to the County Attorney through a judgement in Court. Proceeds are to be used solely for the official purposes of that office after a budget for the expenditure of the proceeds has been submitted to the commissioners' court
- 31) **Potter County Tax Payer ACH Fund** - tax payers' wire transfer payments
- 32) **Retainage Fund** - Monies held until job completed
- 33) **District Court Construction Fund** - accounts for county funds and the proceeds from certificates of obligation issued during construction and professional services relating to such project

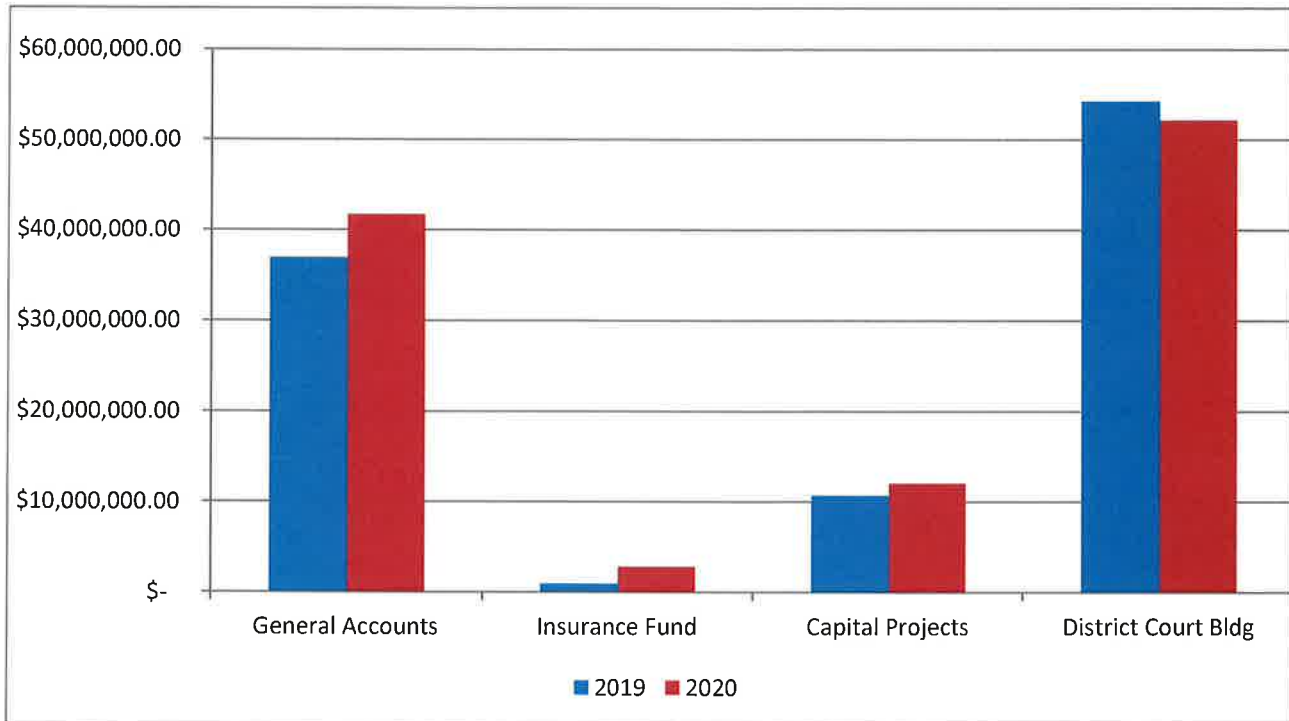




Potter County  
 TexPool Investment Accounts  
 for Third Quarter 2020



INVESTMENT COMPARISON OF JUNE 30, 2019 TO JUNE 30, 2020			
Texas Local Government Investment Pool TexPool		Balance as of June 30, 2019	Balance as of June 30, 2020
TexPool, TexPool Prime, Texas Class, Amarillo National Bank	<b>General Accounts</b>	\$ 36,942,660.85	\$ 41,745,514.28
TexPool, ANB, Texas Class	<b>Insurance Fund</b>	\$ 982,421.10	\$ 2,873,585.49
Texas Class, ANB, TexPool	<b>Capital Projects</b>	\$ 10,735,205.14	\$ 12,077,759.90
Texas Class	<b>District Court Bldg</b>	\$ 54,286,335.41	\$ 52,193,690.11

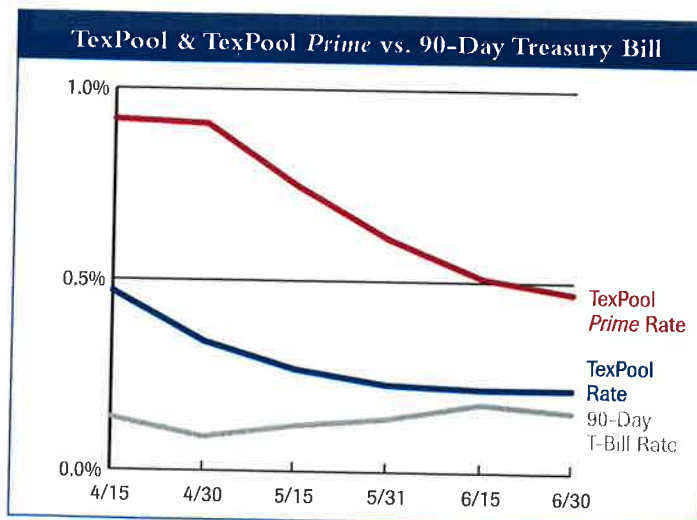




## Monthly Newsletter: July 2020

### Performance as of June 30, 2020

	<b>TexPool</b>	<b>TexPool Prime</b>
Current Invested Balance	\$26,614,837,566.80	\$7,391,397,313.38
Weighted Average Maturity**	33	51
Weighted Average Life**	106	57
Net Asset Value	1.00029	1.00069
Total Number of Participants	2,616	426
Management Fee on Invested Balance	0.0450%	0.0550%
Interest Distributed	\$4,785,518.31	\$3,129,449.55
Management Fee Collected	\$904,863.60	\$296,998.34
Standard & Poor's Current Rating	AAAm	AAAm
<b>Month Averages</b>		
Average Invested Balance	\$26,911,978,043.85	\$7,273,125,684.63
Average Monthly Rate*	0.22%	0.52%
Average Weighted Average Maturity**	36	52
Average Weighted Average Life**	110	61



90-Day Treasury Bill is a short-term debt instrument backed by the national government. These are used to collect immediate cash to meet outstanding obligations.

Any private investor can invest in a Treasury bill. The 90-Day Treasury Bill is a weighted average rate of the weekly auctions of 90-Day Treasury Bills.

Past performance is no guarantee of future results.



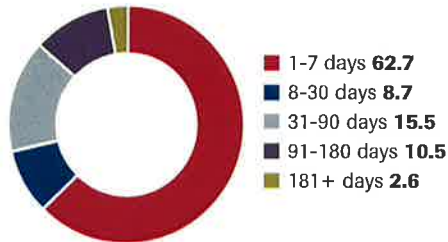
Third Quarter 2020  
Potter County

TexPool Investment Accounts

TEXPOOL SUMMARY		APRIL THROUGH JUNE 30, 2020										Portfolio Value			
Texas Local Government Investment Pool	Month	Beginning Balance	Total Deposits	Total Withdrawals	Month To Date Interest	Year To Date Interest	Ending Balance	Market Value thru July, 2020	Share Price Apr 1 thru June 30, 2020	Shares Owned Apr 1 thru June 30, 2020	Market Value Apr thru June 30, 2020				
	General Account	APR	\$ 421,529.45	-	\$ -	\$ 157.69	\$ 1,616.38	\$ 421,687.14	\$ 421,529.45	\$ 1.00	421,687.140	\$ 421,687.14			
MAY		\$ 421,687.14	-	\$ -	\$ 96.16	\$ 1,712.54	\$ 421,783.30	\$ 421,687.14	\$ 1.00	421,783.300	\$ 421,783.30				
JUN		\$ 421,783.30	-	\$ -	\$ 75.05	\$ 1,787.59	\$ 421,858.35	\$ 421,873.30	\$ 1.00	421,858.350	\$ 421,858.35				
Capital Projects 2003	APR	\$ 3,771,564.54	-	\$ -	\$ 1,411.03	\$ 14,462.49	\$ 3,772,975.57	\$ 3,771,564.54	\$ 1.00	3,772,975.570	\$ 3,772,975.57				
	MAY	\$ 3,772,975.57	-	\$ -	\$ 860.32	\$ 15,332.81	\$ 3,773,835.89	\$ 3,772,975.57	\$ 1.00	3,773,865.890	\$ 3,773,835.89				
	JUN	\$ 3,773,835.89	-	\$ -	\$ 671.41	\$ 15,994.22	\$ 3,774,507.30	\$ 3,773,835.89	\$ 1.00	3,774,507.300	\$ 3,774,507.30				
Insurance Fund	APR	\$ 32,520.96	-	\$ -	\$ 12.19	\$ 124.74	\$ 32,533.15	\$ 32,502.96	\$ 1.00	32,533.150	\$ 32,533.15				
	MAY	\$ 32,533.15	-	\$ -	\$ 7.46	\$ 132.20	\$ 32,540.61	\$ 32,533.15	\$ 1.00	32,540.610	\$ 32,540.61				
	JUN	\$ 32,540.61	-	\$ -	\$ 5.81	\$ 138.01	\$ 32,546.42	\$ 32,540.61	\$ 1.00	32,546.420	\$ 32,546.42				

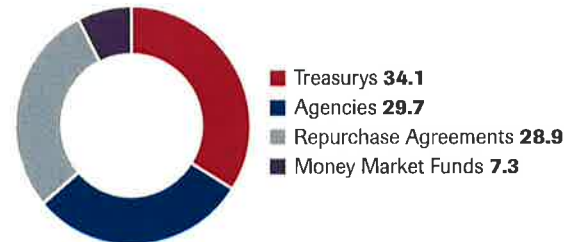
## Portfolio by Maturity (%)

As of June 30, 2020



## Portfolio by Type of Investment (%)

As of June 30, 2020



### Portfolio Asset Summary as of June 30, 2020

	Book Value	Market Value
Uninvested Balance	-\$964,123.47	-\$964,123.47
Receivable for Investments Sold	0.00	0.00
Accrual of Interest Income	10,804,135.78	10,804,135.78
Interest and Management Fees Payable	-4,785,546.53	-4,785,546.53
Payable for Investments Purchased	-119,982,849.30	-119,982,849.30
Accrued Expenses & Taxes	-30,052.55	-30,052.55
Repurchase Agreements	7,716,365,000.00	7,716,365,000.00
Mutual Fund Investments	1,958,074,000.00	1,958,074,000.00
Government Securities	7,892,791,417.03	7,893,327,442.10
U.S. Treasury Inflation Protected Securities	1,107,369,826.18	1,108,203,581.20
U.S. Treasury Bills	6,674,344,842.24	6,675,543,059.62
U.S. Treasury Notes	1,380,850,917.42	1,385,668,906.89
<b>Total</b>	<b>\$26,614,837,566.80</b>	<b>\$26,622,223,553.75</b>

Market value of collateral supporting the Repurchase Agreements is at least 102% of the Book Value. The portfolio is managed by Federated Investment Counseling and the assets are safe kept in a separate custodial account at State Street Bank in the name of TexPool. The only source of payment to the Participants is the assets of TexPool. There is no secondary source of payment for the pool such as insurance or State guarantee. Should you require a copy of the portfolio, please contact TexPool Participant Services.

### Participant Summary

	Number of Participants	Balance
School District	598	\$7,898,316,033.70
Higher Education	59	\$1,446,364,613.39
Healthcare	87	\$1,246,716,145.18
Utility District	831	\$3,362,210,080.71
City	479	\$7,413,634,224.50
County	189	\$3,023,952,637.66
Other	373	\$2,222,761,300.49

#### \*\*Definition of Weighted Average Maturity and Weighted Average Life

WAM is the mean average of the periods of time remaining until the securities held in TexPool (a) are scheduled to be repaid, (b) would be repaid upon a demand by TexPool, or (c) are scheduled to have their interest rate readjusted to reflect current market rates. Securities with adjustable rates payable upon demand are treated as maturing on the earlier of the two dates set forth in (b) and (c) if their scheduled maturity is 397 days or less; and the later of the two dates set forth in (b) and (c) if their scheduled maturity is more than 397 days. The mean is weighted based on the percentage of the amortized cost of the portfolio invested in each period.

WAL is calculated in the same manner as WAM, but is based solely on the periods of time remaining until the securities held in TexPool (a) are scheduled to be repaid or (b) would be repaid upon a demand by TexPool, without reference to when interest rates of securities within TexPool are scheduled to be readjusted.



Daily Summary

Date	Money Mkt. Fund Equiv. (SEC Std.)	Dividend Factor	TexPool Invested Balance	NAV	WAM Days	WAL Days
4/1	0.5518%	0.000015117	\$27,968,930,566.14	1.00063	32	107
4/2	0.5467%	0.000014978	\$27,912,895,780.54	1.00061	32	109
4/3	0.5464%	0.000014970	\$27,847,023,958.05	1.00059	33	109
4/4	0.5464%	0.000014970	\$27,847,023,958.05	1.00047	33	109
4/5	0.5464%	0.000014970	\$27,847,023,958.05	1.00051	33	109
4/6	0.5259%	0.000014407	\$27,796,589,280.78	1.00050	31	107
4/7	0.5148%	0.000014104	\$27,818,299,377.27	1.00050	32	106
4/8	0.5127%	0.000014046	\$27,721,690,920.54	1.00051	32	108
4/9	0.4645%	0.000012726	\$27,660,365,620.80	1.00047	33	107
4/10	0.4645%	0.000012726	\$27,660,365,620.80	1.00047	33	107
4/11	0.4645%	0.000012726	\$27,660,365,620.80	1.00047	33	107
4/12	0.4645%	0.000012726	\$27,660,365,620.80	1.00047	33	107
4/13	0.4624%	0.000012669	\$27,797,989,801.68	1.00043	33	105
4/14	0.4747%	0.000013006	\$27,338,600,153.30	1.00045	34	110
4/15	0.4722%	0.000012937	\$27,474,100,381.31	1.00045	34	108
4/16	0.4588%	0.000012569	\$27,393,198,719.07	1.00048	35	110
4/17	0.4586%	0.000012564	\$27,349,295,028.30	1.00046	35	110
4/18	0.4586%	0.000012564	\$27,349,295,028.30	1.00046	35	110
4/19	0.4586%	0.000012564	\$27,349,295,028.30	1.00046	35	110
4/20	0.4520%	0.000012383	\$27,671,267,121.23	1.00044	33	106
4/21	0.4375%	0.000011987	\$27,538,025,109.35	1.00046	34	107
4/22	0.4059%	0.000011120	\$27,522,105,136.93	1.00045	33	107
4/23	0.3933%	0.000010775	\$27,816,289,157.89	1.00044	32	104
4/24	0.3765%	0.000010314	\$27,992,062,372.96	1.00042	33	105
4/25	0.3765%	0.000010314	\$27,992,062,372.96	1.00042	33	105
4/26	0.3765%	0.000010314	\$27,992,062,372.96	1.00042	33	105
4/27	0.3772%	0.000010334	\$27,879,315,084.34	1.00042	31	103
4/28	0.3658%	0.000010021	\$27,835,295,441.03	1.00042	31	104
4/29	0.3569%	0.000009779	\$28,067,616,162.79	1.00041	31	103
4/30	0.3446%	0.000009441	\$28,106,139,132.17	1.00041	31	104
<b>Average:</b>	<b>0.4552%</b>	<b>0.000012471</b>	<b>\$27,728,831,796.25</b>	<b>1.00047</b>	<b>33</b>	<b>107</b>



Daily Summary

Date	Money Mkt. Fund Equiv. (SEC Std.)	Dividend Factor	TexPool Invested Balance	NAV	WAM Days	WAL Days
5/1	0.3223%	0.000008831	\$27,991,359,825.61	1.00040	31	104
5/2	0.3223%	0.000008831	\$27,991,359,825.61	1.00040	31	104
5/3	0.3223%	0.000008831	\$27,991,359,825.61	1.00040	31	104
5/4	0.3244%	0.000008887	\$27,827,348,012.81	1.00039	29	105
5/5	0.3213%	0.000008803	\$27,776,458,582.21	1.00038	30	109
5/6	0.3083%	0.000008447	\$27,739,090,062.04	1.00037	30	109
5/7	0.3099%	0.000008493	\$27,942,747,607.03	1.00036	30	108
5/8	0.2866%	0.000007853	\$28,094,530,061.55	1.00036	30	107
5/9	0.2866%	0.000007853	\$28,094,530,061.55	1.00036	30	107
5/10	0.2866%	0.000007853	\$28,094,530,061.55	1.00036	30	107
5/11	0.2887%	0.000007909	\$28,067,522,286.81	1.00035	31	106
5/12	0.2844%	0.000007793	\$28,011,045,034.33	1.00034	31	106
5/13	0.2803%	0.000007680	\$28,003,556,256.00	1.00034	31	105
5/14	0.2686%	0.000007359	\$27,885,140,797.12	1.00035	32	108
5/15	0.2671%	0.000007317	\$27,840,379,105.71	1.00039	33	109
5/16	0.2671%	0.000007317	\$27,840,379,105.71	1.00039	33	109
5/17	0.2671%	0.000007317	\$27,840,379,105.71	1.00039	33	109
5/18	0.2566%	0.000007029	\$28,017,794,766.19	1.00042	32	106
5/19	0.2532%	0.000006937	\$28,152,956,309.47	1.00041	33	106
5/20	0.2363%	0.000006475	\$28,133,311,556.71	1.00041	34	106
5/21	0.2304%	0.000006313	\$28,092,446,680.04	1.00041	34	107
5/22	0.2273%	0.000006227	\$28,307,715,191.44	1.00038	35	106
5/23	0.2273%	0.000006227	\$28,307,715,191.44	1.00038	35	106
5/24	0.2273%	0.000006227	\$28,307,715,191.44	1.00038	35	106
5/25	0.2273%	0.000006227	\$28,307,715,191.44	1.00038	35	106
5/26	0.2457%	0.000006731	\$28,117,921,186.07	1.00037	34	107
5/27	0.2428%	0.000006651	\$27,950,554,513.23	1.00037	35	107
5/28	0.2354%	0.000006450	\$27,927,600,399.83	1.00036	35	108
5/29	0.2331%	0.000006386	\$27,678,713,202.66	1.00035	36	109
5/30	0.2331%	0.000006386	\$27,678,713,202.66	1.00035	36	109
5/31	0.2331%	0.000006386	\$27,678,713,202.66	1.00035	36	109
<b>Average:</b>	<b>0.2685%</b>	<b>0.000007356</b>	<b>\$27,990,041,980.72</b>	<b>1.00038</b>	<b>33</b>	<b>107</b>



### Daily Summary

Date	Money Mkt. Fund Equiv. (SEC Std.)	Dividend Factor	TexPool Invested Balance	NAV	WAM Days	WAL Days
6/1	0.2208%	0.000006050	\$27,718,286,541.38	1.00035	35	106
6/2	0.2198%	0.000006021	\$27,592,688,425.44	1.00034	36	108
6/3	0.2162%	0.000005922	\$27,421,234,988.65	1.00033	36	109
6/4	0.2164%	0.000005928	\$27,290,276,053.19	1.00033	37	111
6/5	0.2197%	0.000006020	\$27,037,138,714.61	1.00032	38	112
6/6	0.2197%	0.000006020	\$27,037,138,714.61	1.00032	38	112
6/7	0.2197%	0.000006020	\$27,037,138,714.61	1.00032	38	112
6/8	0.2204%	0.000006039	\$27,043,157,075.84	1.00031	36	110
6/9	0.2171%	0.000005948	\$26,977,420,177.04	1.00032	38	113
6/10	0.2201%	0.000006030	\$26,865,614,884.03	1.00031	38	113
6/11	0.2161%	0.000005921	\$26,802,044,551.10	1.00031	37	114
6/12	0.2170%	0.000005945	\$26,774,728,301.64	1.00031	38	115
6/13	0.2170%	0.000005945	\$26,774,728,301.64	1.00031	38	115
6/14	0.2170%	0.000005945	\$26,774,728,301.64	1.00031	38	115
6/15	0.2210%	0.000006054	\$26,785,063,498.74	1.00029	36	111
6/16	0.2226%	0.000006098	\$26,901,235,087.43	1.00030	36	110
6/17	0.2229%	0.000006107	\$26,849,451,861.97	1.00030	36	110
6/18	0.2218%	0.000006076	\$26,818,907,472.47	1.00031	37	109
6/19	0.2137%	0.000005855	\$26,715,537,851.24	1.00030	38	110
6/20	0.2137%	0.000005855	\$26,715,537,851.24	1.00030	38	110
6/21	0.2137%	0.000005855	\$26,715,537,851.24	1.00030	38	110
6/22	0.2145%	0.000005877	\$26,611,277,946.46	1.00030	35	109
6/23	0.2105%	0.000005767	\$26,627,323,229.10	1.00030	36	110
6/24	0.2089%	0.000005724	\$26,794,617,603.41	1.00030	35	109
6/25	0.2119%	0.000005805	\$26,975,022,575.24	1.00030	35	108
6/26	0.2126%	0.000005824	\$26,831,079,340.13	1.00030	35	109
6/27	0.2126%	0.000005824	\$26,831,079,340.13	1.00030	35	109
6/28	0.2126%	0.000005824	\$26,831,079,340.13	1.00030	35	109
6/29	0.2106%	0.000005771	\$26,595,429,154.30	1.00030	33	107
6/30	0.2129%	0.000005832	\$26,614,837,566.80	1.00029	33	106
<b>Average:</b>	<b>0.2165%</b>	<b>0.000005930</b>	<b>\$26,911,978,043.85</b>	<b>1.00031</b>	<b>36</b>	<b>110</b>



Third Quarter 2020  
Potter County

TexPool Prime Investment Accounts

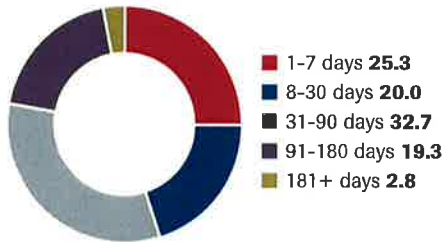
TEXPOOL PRIME SUMMARY		APRIL 1 THROUGH JUNE 30, 2020										Portfolio Value			
		Month	Beginning Balance	Total Deposits	Total Withdrawals	Month To Date Interest	Year To Date Interest	Ending Balance	Market Value Apr thru Jun 2020	Share Price Apr 1 thru Jun 30, 2020	Shares Owned Apr 1 thru Jun 30, 2020	Market Value Apr 1 thru Jun 30, 2020			
Texas Local Government Investment Pool	APR	\$ 19,335,230.82	\$ -	\$ -	\$ 14,953.20	\$ 82,082.99	\$ 19,350,184.02	19335,230.82	\$ 1.00	19,350,184.020	\$ 19,350,184.02				
General Account	MAY	\$ 19,350,184.02	\$ -	\$ -	\$ 12,378.63	\$ 92,845.24	\$ 19,362,562.65	\$ 19,350,184.02	\$ 1.00	19,362,562.650	\$ 19,362,562.65				
	JUN	\$ 19,362,562.65	\$ -	\$ -	\$ 8,339.50	\$ 101,184.74	\$ 19,370,902.15	\$ 19,362,562.65	\$ 1.00	19,370,902.150	\$ 19,370,902.15				



## TEXPOOL Prime

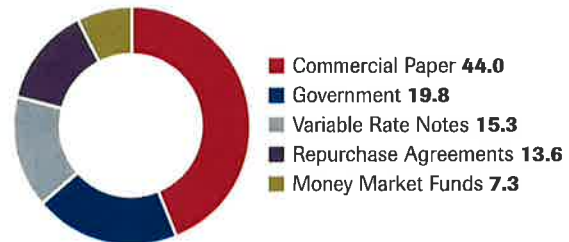
### Portfolio by Maturity (%)

As of June 30, 2020



### Portfolio by Type of Investment (%)

As of June 30, 2020



### Portfolio Asset Summary as of June 30, 2020

	Book Value	Market Value
Uninvested Balance	-\$295,939.40	-\$295,939.40
Receivable for Investments Sold	0.00	0.00
Accrual of Interest Income	719,188.15	719,188.15
Interest and Management Fees Payable	-3,129,451.53	-3,129,451.53
Payable for Investments Purchased	-309,904,245.81	-309,904,245.81
Accrued Expenses & Taxes	-10,085.54	-10,085.54
Repurchase Agreements	1,047,756,000.00	1,047,756,000.00
Commercial Paper	3,318,896,622.86	3,323,621,892.67
Bank Instruments	0.00	0.00
Mutual Fund Investments	562,125,171.28	562,052,003.75
Government Securities	1,524,740,065.45	1,524,790,493.50
Variable Rate Notes	1,250,499,987.92	1,250,855,710.00
<b>Total</b>	<b>\$7,391,397,313.38</b>	<b>\$7,396,455,565.79</b>

Market value of collateral supporting the Repurchase Agreements is at least 102% of the Book Value. The portfolio is managed by Federated Investment Counseling and the assets are safe kept in a separate custodial account at State Street Bank in the name of TexPool Prime. The assets of TexPool Prime are the only source of payments to the Participants. There is no secondary source of payment for the pool such as insurance or State guarantee. Should you require a copy of the portfolio, please contact TexPool Participant Services

### Participant Summary

	Number of Participants	Balance
School District	127	\$2,615,755,486.48
Higher Education	19	\$639,367,616.02
Healthcare	17	\$344,407,087.36
Utility District	47	\$311,732,949.28
City	85	\$1,637,497,971.30
County	42	\$565,649,076.96
Other	89	\$1,276,907,990.85



## TEXPOOL *Prime*

### Daily Summary

Date	Money Mkt. Fund Equiv. (SEC Std.)	Dividend Factor	TexPool <i>Prime</i> Invested Balance	NAV	WAM Days	WAL Days
4/1	0.9762%	0.000026744	\$6,947,298,953.98	0.99982	45	70
4/2	0.9710%	0.000026603	\$6,926,504,862.24	0.99982	45	70
4/3	0.9848%	0.000026980	\$6,841,114,106.87	0.99996	46	70
4/4	0.9848%	0.000026980	\$6,841,114,106.87	0.99996	46	70
4/5	0.9848%	0.000026980	\$6,841,114,106.87	0.99996	46	70
4/6	0.9693%	0.000026557	\$6,826,776,217.72	1.00002	44	68
4/7	0.9596%	0.000026291	\$6,827,457,069.30	0.99997	43	67
4/8	0.9337%	0.000025581	\$6,822,819,358.12	1.00000	42	67
4/9	0.9574%	0.000026231	\$6,765,697,883.48	0.99996	43	67
4/10	0.9574%	0.000026231	\$6,765,697,883.48	0.99996	43	67
4/11	0.9574%	0.000026231	\$6,765,697,883.48	0.99996	43	67
4/12	0.9574%	0.000026231	\$6,765,697,883.48	0.99996	43	67
4/13	0.9584%	0.000026257	\$6,815,195,582.50	1.00005	43	66
4/14	0.9047%	0.000024785	\$7,196,639,524.12	1.00006	41	62
4/15	0.9168%	0.000025119	\$7,153,604,051.64	1.00004	42	64
4/16	0.9181%	0.000025153	\$7,148,753,440.99	1.00007	44	67
4/17	0.9553%	0.000026173	\$7,022,183,021.09	1.00008	46	69
4/18	0.9553%	0.000026173	\$7,022,183,021.09	1.00008	46	69
4/19	0.9553%	0.000026173	\$7,022,183,021.09	1.00008	46	69
4/20	0.9177%	0.000025143	\$7,067,850,009.42	1.00022	44	66
4/21	0.9306%	0.000025495	\$7,067,636,789.91	1.00024	44	66
4/22	0.9251%	0.000025346	\$7,029,207,526.55	1.00030	43	66
4/23	0.9003%	0.000024665	\$6,989,164,755.15	1.00039	44	66
4/24	0.9053%	0.000024804	\$7,011,119,560.58	1.00047	47	69
4/25	0.9053%	0.000024804	\$7,011,119,560.58	1.00047	47	69
4/26	0.9053%	0.000024804	\$7,011,119,560.58	1.00047	47	69
4/27	0.9139%	0.000025037	\$7,020,553,592.18	1.00052	46	69
4/28	0.9201%	0.000025207	\$7,022,353,291.41	1.00059	48	71
4/29	0.9330%	0.000025563	\$7,004,461,271.36	1.00067	51	71
4/30	0.9134%	0.000025026	\$7,077,155,198.19	1.00073	50	71
<b>Average:</b>	<b>0.9409%</b>	<b>0.000025779</b>	<b>\$6,954,315,769.81</b>	<b>1.00016</b>	<b>45</b>	<b>68</b>



## TEXPOOL Prime

### Daily Summary

Date	Money Mkt. Fund Equiv. (SEC Std.)	Dividend Factor	TexPool Prime Invested Balance	NAV	WAM Days	WAL Days
5/1	0.9066%	0.000024838	\$7,098,279,387.30	1.00070	51	71
5/2	0.9066%	0.000024838	\$7,098,279,387.30	1.00070	51	71
5/3	0.9066%	0.000024838	\$7,098,279,387.30	1.00070	51	71
5/4	0.8558%	0.000023446	\$7,098,932,066.12	1.00075	49	69
5/5	0.8411%	0.000023043	\$7,103,641,467.46	1.00078	51	71
5/6	0.7986%	0.000021879	\$7,108,983,665.28	1.00082	50	70
5/7	0.8231%	0.000022551	\$7,115,845,539.57	1.00083	51	72
5/8	0.8169%	0.000022380	\$7,144,398,821.24	1.00083	51	71
5/9	0.8169%	0.000022380	\$7,144,398,821.24	1.00083	51	71
5/10	0.8169%	0.000022380	\$7,144,398,821.24	1.00083	51	71
5/11	0.7691%	0.000021071	\$7,147,109,895.40	1.00086	50	68
5/12	0.7562%	0.000020719	\$7,189,984,134.81	1.00091	51	68
5/13	0.7615%	0.000020864	\$7,185,352,823.65	1.00090	50	68
5/14	0.7517%	0.000020595	\$7,094,115,900.61	1.00093	51	69
5/15	0.7519%	0.000020601	\$6,991,023,913.57	1.00090	52	70
5/16	0.7519%	0.000020601	\$6,991,023,913.57	1.00090	52	70
5/17	0.7519%	0.000020601	\$6,991,023,913.57	1.00090	52	70
5/18	0.7593%	0.000020804	\$7,011,729,917.14	1.00090	51	67
5/19	0.7338%	0.000020105	\$7,002,597,171.94	1.00089	51	67
5/20	0.7316%	0.000020043	\$6,998,714,956.31	1.00090	51	67
5/21	0.7258%	0.000019885	\$6,989,692,994.74	1.00089	50	65
5/22	0.6980%	0.000019123	\$7,032,722,133.19	1.00084	51	66
5/23	0.6980%	0.000019123	\$7,032,722,133.19	1.00084	51	66
5/24	0.6980%	0.000019123	\$7,032,722,133.19	1.00084	51	66
5/25	0.6980%	0.000019123	\$7,032,722,133.19	1.00084	51	66
5/26	0.6742%	0.000018472	\$7,042,836,461.44	1.00096	49	64
5/27	0.6651%	0.000018222	\$7,036,273,678.22	1.00096	49	64
5/28	0.6609%	0.000018106	\$7,128,108,627.05	1.00094	48	62
5/29	0.6079%	0.000016654	\$7,154,878,504.00	1.00091	50	63
5/30	0.6079%	0.000016654	\$7,154,878,504.00	1.00091	50	63
5/31	0.6079%	0.000016654	\$7,154,878,504.00	1.00091	50	63
<b>Average:</b>	<b>0.7532%</b>	<b>0.000020636</b>	<b>\$7,082,275,797.12</b>	<b>1.00086</b>	<b>51</b>	<b>68</b>



## TEXPOOL Prime

### Daily Summary

Date	Money Mkt. Fund Equiv. (SEC Std.)	Dividend Factor	TexPool Prime Invested Balance	NAV	WAM Days	WAL Days
6/1	0.6114%	0.000016750	\$7,103,499,758.16	1.00093	50	63
6/2	0.6008%	0.000016461	\$7,191,004,873.03	1.00091	53	67
6/3	0.5928%	0.000016240	\$7,184,995,099.21	1.00088	52	65
6/4	0.5663%	0.000015516	\$7,213,090,102.65	1.00087	53	65
6/5	0.5660%	0.000015507	\$7,212,923,060.78	1.00084	54	66
6/6	0.5660%	0.000015507	\$7,212,923,060.78	1.00084	54	66
6/7	0.5660%	0.000015507	\$7,212,923,060.78	1.00084	54	66
6/8	0.5698%	0.000015612	\$7,207,932,571.49	1.00084	52	64
6/9	0.5612%	0.000015374	\$7,222,086,564.68	1.00084	52	63
6/10	0.5522%	0.000015128	\$7,242,693,727.64	1.00083	50	62
6/11	0.5426%	0.000014865	\$7,210,370,408.06	1.00083	53	62
6/12	0.5167%	0.000014157	\$7,198,016,908.16	1.00081	56	65
6/13	0.5167%	0.000014157	\$7,198,016,908.16	1.00081	56	65
6/14	0.5167%	0.000014157	\$7,198,016,908.16	1.00081	56	65
6/15	0.5109%	0.000013997	\$7,208,465,818.06	1.00080	55	63
6/16	0.5110%	0.000013999	\$7,215,178,043.07	1.00079	54	62
6/17	0.5071%	0.000013893	\$7,239,284,888.01	1.00079	54	62
6/18	0.4963%	0.000013597	\$7,342,029,219.14	1.00077	53	60
6/19	0.4917%	0.000013472	\$7,345,757,902.14	1.00075	53	60
6/20	0.4917%	0.000013472	\$7,345,757,902.14	1.00075	53	60
6/21	0.4917%	0.000013472	\$7,345,757,902.14	1.00075	53	60
6/22	0.4959%	0.000013585	\$7,316,681,921.40	1.00075	50	56
6/23	0.4942%	0.000013540	\$7,293,597,758.24	1.00074	51	58
6/24	0.4965%	0.000013604	\$7,272,414,018.73	1.00074	51	58
6/25	0.4916%	0.000013468	\$7,365,363,819.99	1.00073	49	56
6/26	0.4804%	0.000013162	\$7,417,352,964.50	1.00069	49	56
6/27	0.4804%	0.000013162	\$7,417,352,964.50	1.00069	49	56
6/28	0.4804%	0.000013162	\$7,417,352,964.50	1.00069	49	56
6/29	0.4824%	0.000013216	\$7,451,532,127.08	1.00069	50	71
6/30	0.4731%	0.000012962	\$7,391,397,313.38	1.00069	51	57
<b>Average:</b>	<b>0.5240%</b>	<b>0.000014357</b>	<b>\$7,273,125,684.63</b>	<b>1.00079</b>	<b>52</b>	<b>61</b>



Third Quarter 2020  
Potter County

**Texas Class Investment Accounts**

TEXAS CLASS SUMMARY		APRIL THROUGH JUNE 30, 2020									
Texas Local Government Investment Pool	Month	Beginning Balance	Total Deposits	Total Withdrawals	Month To Date Interest	Year To Date Interest	Average Daily Balance	Month End Balance	Average Monthly Yield		
General Account	APR	\$ 17,005,032.11			\$ 15,331.80	\$ 76,195.44	\$ 17,013,413.61	\$ 17,020,363.91	1.10%		
	MAY	\$ 17,020,363.91	\$ -	\$ 10,000,000.00	\$ 7,360.13	\$ 83,555.57	\$ 10,896,331.09	\$ 7,027,724.04	0.76%		
	JUNE	\$ 7,027,724.04	\$ -	\$ -	\$ 3,398.61	\$ 86,954.18	\$ 7,029,552.30	\$ 7,031,122.65	0.59%		
Insurance Fund	APR	\$ 899.11	\$ -	\$ -	\$ 0.83	\$ 4.58	\$ 899.56	\$ 899.94	1.10%		
	MAY	\$ 899.94	\$ -	\$ -	\$ 0.60	\$ 5.18	\$ 900.27	\$ 900.54	0.76%		
	JUNE	\$ 900.54	\$ -	\$ -	\$ 0.38	\$ 5.56	\$ 900.76	\$ 900.92	0.59%		
District Court Const.	APR	\$ 52,889,521.71	\$ -	\$ 1,500,000.00	\$ 47,046.49	\$ 270,147.24	\$ 52,182,043.45	\$ 51,436,568.20	1.10%		
	MAY	\$ 51,436,568.20	\$ -	\$ -	\$ 33,000.33	\$ 303,147.57	\$ 51,455,452.37	\$ 51,469,568.53	0.76%		
	JUNE	\$ 51,469,568.53	\$ -	\$ -	\$ 24,890.71	\$ 328,038.28	\$ 51,482,958.33	\$ 51,494,459.24	0.59%		
Capital Projects	APR	\$ 5,291,788.47	\$ -	\$ -	\$ 4,771.12	\$ 27,051.77	\$ 5,294,396.72	\$ 5,296,559.59	1.10%		
	MAY	\$ 5,296,559.59	\$ -	\$ -	\$ 31,398.14	\$ 30,449.91	\$ 5,298,504.15	\$ 5,299,957.73	0.76%		
	JUNE	\$ 5,299,957.73	\$ -	\$ -	\$ 2,563.04	\$ 33,012.95	\$ 5,301,368.50	\$ 5,302,520.77	0.59%		



## Daily Rates

April 2020

### TXCLASS

Date	Dividend Rate	Daily Yield
01-Apr-20	0.000032448	1.19%
02-Apr-20	0.000031888	1.17%
03-Apr-20	0.000031446	1.15%
04-Apr-20	0.000031446	1.15%
05-Apr-20	0.000031446	1.15%
06-Apr-20	0.000031208	1.14%
07-Apr-20	0.000031234	1.14%
08-Apr-20	0.000031120	1.14%
09-Apr-20	0.000030918	1.13%
10-Apr-20	0.000030918	1.13%
11-Apr-20	0.000030918	1.13%
12-Apr-20	0.000030918	1.13%
13-Apr-20	0.000030761	1.13%
14-Apr-20	0.000030883	1.13%
15-Apr-20	0.000030467	1.12%
16-Apr-20	0.000030301	1.11%
17-Apr-20	0.000030146	1.10%
18-Apr-20	0.000030146	1.10%
19-Apr-20	0.000030146	1.10%
20-Apr-20	0.000029481	1.08%
21-Apr-20	0.000029144	1.07%
22-Apr-20	0.000029101	1.07%
23-Apr-20	0.000028970	1.06%
24-Apr-20	0.000028746	1.05%
25-Apr-20	0.000028746	1.05%
26-Apr-20	0.000028746	1.05%
27-Apr-20	0.000028289	1.04%
28-Apr-20	0.000027473	1.01%
29-Apr-20	0.000027129	0.99%
30-Apr-20	0.000026642	0.98%





## Daily Rates

May 2020

### TXCLASS

Date	Dividend Rate	Daily Yield
01-May-20	0.000026434	0.97%
02-May-20	0.000026434	0.97%
03-May-20	0.000026434	0.97%
04-May-20	0.000025708	0.94%
05-May-20	0.000024223	0.89%
06-May-20	0.000023643	0.87%
07-May-20	0.000023023	0.84%
08-May-20	0.000022579	0.83%
09-May-20	0.000022579	0.83%
10-May-20	0.000022579	0.83%
11-May-20	0.000021461	0.79%
12-May-20	0.000020373	0.75%
13-May-20	0.000019929	0.73%
14-May-20	0.000019811	0.73%
15-May-20	0.000019693	0.72%
16-May-20	0.000019693	0.72%
17-May-20	0.000019693	0.72%
18-May-20	0.000019265	0.71%
19-May-20	0.000019167	0.70%
20-May-20	0.000019204	0.70%
21-May-20	0.000018828	0.69%
22-May-20	0.000018778	0.69%
23-May-20	0.000018778	0.69%
24-May-20	0.000018778	0.69%
25-May-20	0.000018778	0.69%
26-May-20	0.000018367	0.67%
27-May-20	0.000018016	0.66%
28-May-20	0.000017626	0.65%
29-May-20	0.000017168	0.63%
30-May-20	0.000017168	0.63%
31-May-20	0.000017168	0.63%



# Daily Rates

June 2020

## TXCLASS

Date	Dividend Rate	Daily Yield
01-Jun-20	0.000016968	0.62%
02-Jun-20	0.000017062	0.62%
03-Jun-20	0.000016904	0.62%
04-Jun-20	0.000016864	0.62%
05-Jun-20	0.000016533	0.61%
06-Jun-20	0.000016533	0.61%
07-Jun-20	0.000016533	0.61%
08-Jun-20	0.000016533	0.61%
09-Jun-20	0.000016418	0.60%
10-Jun-20	0.000016402	0.60%
11-Jun-20	0.000016203	0.59%
12-Jun-20	0.000016147	0.59%
13-Jun-20	0.000016147	0.59%
14-Jun-20	0.000016147	0.59%
15-Jun-20	0.000016087	0.59%
16-Jun-20	0.000016053	0.59%
17-Jun-20	0.000016093	0.59%
18-Jun-20	0.000016014	0.59%
19-Jun-20	0.000015836	0.58%
20-Jun-20	0.000015836	0.58%
21-Jun-20	0.000015836	0.58%
22-Jun-20	0.000015773	0.58%
23-Jun-20	0.000015524	0.57%
24-Jun-20	0.000015451	0.57%
25-Jun-20	0.000015576	0.57%
26-Jun-20	0.000015628	0.57%
27-Jun-20	0.000015628	0.57%
28-Jun-20	0.000015628	0.57%
29-Jun-20	0.000015869	0.58%
30-Jun-20	0.000015267	0.56%

June 1, 2020 - June 30, 2020  
 Account Number: QRT-005282


POTTER COUNTY  
 ATTN LEANN JENNINGS  
 900 S POLK ST STE 716  
 AMARILLO TX 79101-3412

**Portfolio at a Glance**

	This Period
<b>BEGINNING ACCOUNT VALUE</b>	\$5,033,937.13
Dividends, Interest and Other Income	12,003.77
<b>Net Change in Portfolio<sup>1</sup></b>	-4,429.42
<b>ENDING ACCOUNT VALUE</b>	<b>\$5,041,511.48</b>
Estimated Annual Income	\$49,032.14

<sup>1</sup> Net Change in Portfolio is the difference between the ending account value and beginning account value after activity.

**Asset Summary**



Please review your allocation periodically with your Account Executive.

**Client Service Information**

Your Account Executive: 075  
 SAMUEL VAUGHAN

## Your Account Information

### TAX LOT DEFAULT DISPOSITION METHOD

Default Method for Mutual Funds: First In First Out  
 Default Method for Stocks in a Dividend Reinvestment Plan: First In First Out  
 Default Method for all Other Securities: First In First Out

### BOND AMORTIZATION ELECTIONS

Amortize premium on taxable bonds based on Constant Yield Method: Yes  
 Accrual market discount method for all other bond types: Constant Yield Method  
 Include market discount in income annually: No

### ELECTRONIC DELIVERY

Your electronic delivery selections for account communications are listed below:

#### Electronic Delivery

##### Enrollment

- Statements and Reports
- Trade Confirmations
- Tax Documents
- Notifications
- Prospectus\*
- Proxy/Shareholder Communications\*

##### Communication

E-mail notifications are delivered to the following e-mail address(es):  
 b#####@co.potter.tx.us  
 l#####@co.potter.tx.us  
 \*b#####@co.potter.tx.us is on file for these documents  
 The above e-mail address is partially masked for your security.  
 Please log in to your account to review the full e-mail address.

Please log in to your account or contact your Account Executive to make any changes to your electronic delivery preferences.

## Income and Expense Summary

	Current Period		Year-to-Date	
	Taxable	Non Taxable	Taxable	Non Taxable
<b>Dividend Income</b>				
Money Market	71.47	0.00	216.14	0.00
<b>Interest Income</b>				
Other Interest	11,932.30	0.00	21,863.94	0.00
<b>Total Income</b>	<b>\$12,003.77</b>	<b>\$0.00</b>	<b>\$22,080.08</b>	<b>\$0.00</b>

## Activity Summary (All amounts shown are in base currency)

	Net This Period		Credits Year-to-Date		Debits Year-to-Date		Net Year-to-Date
	Credits This Period	Debits This Period	Credits Year-to-Date	Debits Year-to-Date			
<b>Securities</b>							
Securities Bought	0.00	0.00	0.00	-1,256,000.00	-1,256,000.00		-1,256,000.00
<b>Total Securities</b>	<b>\$0.00</b>	<b>\$0.00</b>	<b>\$0.00</b>	<b>-\$1,256,000.00</b>	<b>-\$1,256,000.00</b>		<b>-\$1,256,000.00</b>
<b>Dividends and Interest</b>							
Distributions	\$12,003.77	\$0.00	\$12,003.77	\$22,080.08	\$0.00	\$22,080.08	\$22,080.08
	\$1,498,000.00	\$0.00	\$1,498,000.00	\$2,748,000.00	\$0.00	\$2,748,000.00	\$2,748,000.00



Financial Northeastern Securities, Inc.  
100 Passaic Avenue  
Fairfield, New Jersey 07004  
800-FNC-4141 or 973-882-9337

June 1, 2020 - June 30, 2020  
POTTER COUNTY

### Activity Summary (continued)

	Credits This Period	Debits This Period	Net This Period	Credits Year-to-Date	Debits Year-to-Date	Net Year-to-Date
<b>Totals</b>	\$1,510,003.77	\$0.00	\$1,510,003.77	\$2,770,080.08	-\$1,256,000.00	\$1,514,080.08

### Transactions by Type of Activity

Process/ Settlement Date	Activity Type	Description	Quantity	Price	Accrued Interest	Amount	Currency
<b>Dividends and Interest</b>							
06/01/20	BOND INTEREST RECEIVED	10000 LIVE OAK BKG CO WILMINGTON N C CTF DEP 1.600%				13.59	USD
	538036HG2	06/15/20 DTD 12/13/19 RD 05/31 PD 06/01/20					
06/08/20	BOND INTEREST RECEIVED	248000 SOUTHEAST BK FARRAGUT TENN CTF DEP 1.600%				2,011.18	USD
	84133PEN4	06/08/20 B/E DTD 12/06/19 RD 06/05 PD 06/08/20					
06/09/20	BOND INTEREST RECEIVED	248000 BANK LEUMI USA NEW YORK N Y CTF DEP 1.600%				1,989.44	USD
	063248KB3	06/09/20 B/E DTD 12/09/19 RD 06/08 PD 06/09/20					
06/11/20	BOND INTEREST RECEIVED	248000 BANKUNITED NATL ASSN MIAMI LAKES FL CTF DEP				2,051.61	USD
	066519LM9	1.650% 06/11/20 B/E DTD 12/11/19 RD 06/10 PD 06/11/20					
06/11/20	BOND INTEREST RECEIVED	249000 TCM BK N A TAMPA FLA CTF DEP 1.600% 12/11/20 DTD				338.37	USD
	872308DM0	12/11/19 RD 05/27 PD 06/11/20					
06/12/20	BOND INTEREST RECEIVED	248000 HOMETRUST BK ASHEVILLE N C CTF DEP 1.600%				1,978.56	USD
	43787PDU4	06/12/20 B/E DTD 12/13/19 RD 06/11 PD 06/12/20					
06/12/20	BOND INTEREST RECEIVED	248000 SAFRA NATL BK NEW YORK CTF DEP INSTL CTF DEP				1,989.44	USD
	78658RBG5	1.600% 06/12/20 B/E DTD 12/12/19 RD 06/11 PD 06/12/20					
06/15/20	BOND INTEREST RECEIVED	249000 C3BANK NA CARLSBAD CALIF CTF DEP 1.600%				338.37	USD
	22945RAE2	12/11/20 DTD 12/13/19 RD 05/29 PD 06/13/20					
06/15/20	BOND INTEREST RECEIVED	248000 JPMORGAN CHASE BK NA COLUMBUS OHIO CTF DEP				1,031.41	USD
	48128LRE1	1.650% 12/13/20 B/E DTD 12/13/19 CLB RD 05/29 PD 06/13/20					
06/23/20	BOND INTEREST RECEIVED	249000 BANK OZK LITTLE ROCK ARK CTF DEP 0.900%				190.33	USD
	06417NRU9	03/23/21 B/E DTD 03/23/20 RD 06/08 PD 06/23/20					
06/30/20	MONEY MARKET FUND	DREYFUS GOVT CASH MT				71.47	USD
	INCOME RECEIVED						
	PER99718						
<b>Total Dividends and Interest</b>					\$0.00	\$12,003.77	USD

24

## Transactions by Type of Activity (continued)

Process/ Settlement Date	Activity Type	Description	Quantity	Price	Accrued Interest	Amount	Currency
<b>Distributions</b>							
06/08/20	SECURITY REDEEMED 84133PEN4	SOUTHEAST BK FARRAGUT TENN CTF DEP 1.600% 06/08/20 B/E DTD 12/06/19 ACCOUNT REDEMPTION	-248,000.000			248,000.00	USD
06/09/20	SECURITY REDEEMED 063248KB3	BANK LEUMI USA NEW YORK N Y CTF DEP 1.600% 06/09/20 B/E DTD 12/09/19 ACCOUNT REDEMPTION	-248,000.000			248,000.00	USD
06/11/20	SECURITY REDEEMED 06659LM9	BANKUNITED NATL ASSN MIAMI LAKES FL CTF DEP 1.650% 06/11/20 B/E DTD 12/11/19 ACCOUNT REDEMPTION	-248,000.000			248,000.00	USD
06/12/20	SECURITY REDEEMED 43787PDU4	HOMETRUST BK ASHEVILLE N C CTF DEP 1.600% 06/12/20 B/E DTD 12/13/19 ACCOUNT REDEMPTION	-248,000.000			248,000.00	USD
06/12/20	SECURITY REDEEMED 78658RBG5	SAFRA NATL BK NEW YORK CTF DEP INSTL CTF DEP 1.600% 06/12/20 B/E DTD 12/12/19 ACCOUNT REDEMPTION	-248,000.000			248,000.00	USD
06/15/20	SECURITY REDEEMED 48128LRE1	JPMORGAN CHASE BK NA COLUMBUS OHIO CTF DEP 1.650% 12/13/20 B/E DTD 12/13/19 CLB	-248,000.000			248,000.00	USD
06/15/20	SECURITY REDEEMED 538036HG2	LIVE OAK BKG CO WILMINGTON N C CTF DEP 1.600% 06/15/20 B/E DTD 12/13/19 ACCOUNT REDEMPTION	-10,000.000			10,000.00	USD
<b>Total Distributions</b>							
					\$0.00	\$1,498,000.00	USD
<b>Total Value of Transactions</b>					\$0.00	\$1,510,003.77	USD

The price and quantity displayed may have been rounded.

## Portfolio Holdings

Description	Quantity	Opening Balance	Closing Balance	Accrued Income	Income This Year	30-Day Yield
<b>CASH, MONEY FUNDS AND BANK DEPOSITS 30.00% of Portfolio</b>						
DREYFUS GOVT CASH MT INSTL SH	1,514,860.720	4,856.95	1,514,860.72	0.00	216.14	0.10%
<b>Total Money Market</b>		\$4,856.95	\$1,514,860.72	\$0.00	\$216.14	
<b>TOTAL CASH, MONEY FUNDS AND BANK DEPOSITS</b>						
		\$4,856.95	\$1,514,860.72	\$0.00	\$216.14	
Description	Quantity	Market Price	Market Value	Accrued Interest	Estimated Annual Income	Estimated Yield
<b>FIXED INCOME 70.00% of Portfolio (In Maturity Date Sequence)</b>						
<b>Certificates of Deposit</b>						
MIZUHO BK USA INSTL CTF DEP 1.600% 09/11/20 DTD 12/11/19 ACT/365 1ST CPN DTE 09/11/20	247,000.000	100.3020	247,745.94	2,187.13	3,952.00	1.59%
Security Identifier: 60688MC93						





Financial Northeastern Securities, Inc.  
100 Passaic Avenue  
Fairfield, New Jersey 07004  
800-FNC-4141 or 973-882-9337

Financial Northeastern Companies

June 1, 2020 - June 30, 2020  
POTTER COUNTY

**Portfolio Holdings (continued)**

Description	Quantity	Market Price	Market Value	Accrued Interest	Estimated Annual Income	Estimated Yield
<b>FIXED INCOME (continued)</b>						
<b>Certificates of Deposit (continued)</b>						
TCF NATL BK SIOUX FALLS S D CTF DEP 1.600% 09/11/20 DTD 12/11/19 ACT/365 1ST CPN DTE 09/11/20 Security Identifier: 87227RLO5	247,000.000	100.3020	247,745.94	2,187.13	3,952.00	1.59%
TEXAS CAP BK N A DALLAS TEX CTF DEP 1.700% 09/11/20 DTD 12/11/19 ACT/365 1ST CPN DTE 09/11/20 Security Identifier: 88224PLD9	246,000.000	100.3220	246,792.12	2,314.42	4,182.00	1.69%
ESSA BK & TR STROUDSBURG PA CTF DEP 1.600% 09/14/20 DTD 12/13/19 ACT/365 Security Identifier: 29667RRX3	247,000.000	100.3140	247,775.58	2,165.48	3,952.00	1.59%
RADIUS BK BOSTON MASS CTF DEP 1.650% 09/18/20 DTD 12/18/19 ACT/365 1ST CPN DTE 09/18/20 Security Identifier: 75047ABTO	247,000.000	100.3410	247,842.27	2,177.32	4,075.50	1.64%
CRESCOM BK CHARLESTON S C CTF DEP 1.600% 09/21/20 DTD 12/20/19 ACT/365 Security Identifier: 225862ES6	16,000.000	100.3420	16,054.72	135.36	256.00	1.59%
NEW YORK CMINTY BK WESTBURY NEW YORK CTF DEP 1.650% 12/10/20 DTD 12/11/19 ACT/365 Security Identifier: 649447TH2	246,000.000	100.6900	247,697.40	2,246.35	4,059.00	1.63%
BANK BARODA NEW YORK BRH CTF DEP 1.650% 12/11/20 DTD 12/13/19 ACT/365 1ST CPN DTE 12/11/20 Security Identifier: 06063HJH7	246,000.000	100.6940	247,707.24	2,224.11	4,059.00	1.63%
C3BANK NA CARLSBAD CALIF CTF DEP 1.600% 12/11/20 DTD 12/13/19 ACT/365 1ST CPN DTE 01/13/20 Security Identifier: 22945RAE2	249,000.000	100.6600	250,643.40	185.56	3,984.00	1.58%
MERIDIAN BK PAOLI PA CTF DEP 1.600% 12/11/20 DTD 12/13/19 ACT/365 1ST CPN DTE 12/11/20 Security Identifier: 58958PGQ1	12,000.000	100.6710	12,080.52	105.21	192.00	1.58%
TCM BK N A TAMPA FLA CTF DEP 1.600% 12/11/20 DTD 12/11/19 ACT/365 1ST CPN DTE 01/11/20 Security Identifier: 872308DMO	249,000.000	100.6600	250,643.40	207.39	3,984.00	1.58%
BANK OZK LITTLE ROCK ARK CTF DEP 0.900% 03/23/21 B/E DTD 03/23/20 ACT/365 1ST CPN DTE 04/23/20 Security Identifier: 06417NRU9	249,000.000	100.5600	250,394.40	42.98	2,241.00	0.89%

26

## Portfolio Holdings (continued)

Description	Quantity	Market Price	Market Value	Accrued Interest	Estimated Annual Income	Estimated Yield
<b>FIXED INCOME (continued)</b>						
<b>Certificates of Deposit (continued)</b>						
BMW BK NORTH AMER SALT LAKE CITY UTAH CTF DEP ACT/365 0.900% 03/25/21 B/E DTD 03/25/20 ACT/365 Security Identifier: 05580AVM3	247,000.000	100.5700	248,407.90	590.77	2,223.00	0.89%
GOLDMAN SACHS BK USA NEW YORK CTF DEP 0.900% 03/25/21 B/E DTD 03/25/20 ACT/365 1ST CPN DTE 03/25/21 Security Identifier: 38149MSJ3	19,000.000	100.5700	19,108.30	45.44	171.00	0.89%
CADENCE BK N A BIRMINGHAM AL CTF DEP 0.900% 03/26/21 B/E DTD 03/27/20 ACT/365 Security Identifier: 12738RFW9	247,000.000	100.5720	248,412.84	578.59	2,223.00	0.89%
PINNACLE BK NASHVILLE TENN CTF DEP 0.950% 03/26/21 B/E DTD 03/27/20 ACT/365 Security Identifier: 72345SKE0	247,000.000	100.6090	248,504.23	610.73	2,346.50	0.94%
INVESTORS BK SHORT HILLS NJ CTF DEP 1.200% 04/14/21 B/E DTD 04/14/20 ACT/365 1ST CPN DTE 04/14/21 Security Identifier: 46176PNC5	247,000.000	100.8480	249,094.56	625.28	2,964.00	1.18%
<b>Total Certificates of Deposit</b>	<b>3,508,000.000</b>		<b>\$3,526,650.76</b>	<b>\$18,629.25</b>	<b>\$48,816.00</b>	
<b>TOTAL FIXED INCOME</b>	<b>3,508,000.000</b>		<b>\$3,526,650.76</b>	<b>\$18,629.25</b>	<b>\$48,816.00</b>	
<b>Total Portfolio Holdings</b>						
			<b>Market Value</b>	<b>Accrued Interest</b>	<b>Estimated Annual Income</b>	
			<b>\$5,041,511.48</b>	<b>\$18,629.25</b>	<b>\$49,032.14</b>	

## Portfolio Holdings Disclosures

### Pricing

This section includes the net market value of the securities in your account on a settlement date basis, including short positions, at the close of the statement period. The market prices, unless otherwise noted, have been obtained from independent vendor services, which we believe to be reliable. Market prices do not constitute a bid or an offer, and may differ from the actual sale price. Securities for which a price is not available are marked "N/A" and are omitted from the Total. THE AS OF PRICE DATE ONLY APPEARS WHEN THE PRICE DATE DOES NOT EQUAL THE STATEMENT DATE.

### Estimated Annual Figures

The estimated annual income (EAI) and estimated annual yield (EAY) figures are estimates and for informational purposes only. These figures are not considered to be a forecast or guarantee of future results. These figures are computed using information from providers believed to be reliable; however, no assurance can be made as to the accuracy. Since interest and dividend rates are subject to change at any time, and may be affected by current and future economic, political, and business conditions, they should not be relied on for making investment, trading, or tax decisions. These figures assume that the position quantities, interest and dividend rates, and prices remain constant. A capital gain or return of principal may be included in the figures for certain securities, thereby overstating them. Refer to [www.pershing.com/disclosures](http://www.pershing.com/disclosures) for specific details as to formulas used to calculate the figures. Accrued interest represents interest earned but not yet received.

June 1, 2020 - June 30, 2020  
POTTER COUNTY

## Portfolio Holdings Disclosures (continued)

### Reinvestment

The dollar amount of Mutual Fund distributions, Money Market Fund dividend income, Bank Deposit interest income, or dividends for other securities shown on your statement may have been reinvested. You will not receive confirmation of these reinvestments. Upon written request to your financial institution, information pertaining to these transactions, including the time of execution and the name of the person from whom your security was purchased, may be obtained. In dividend reinvestment transactions, Pershing acts as your agent and receives payment for order flow.

### Option Disclosure

Information with respect to commissions and other charges incurred in connection with the execution of option transactions has been included in confirmations previously furnished to you. A summary of this information is available to you promptly upon your written request directed to your introducing firm. In order to assist your introducing firm in maintaining current background and financial information concerning your option accounts, please promptly advise them in writing of any material change in your investment objectives or financial situation. Expiring options which are valuable are exercised automatically pursuant to the exercise by exception procedure of the Options Clearing Corporation. Additional information regarding this procedure is available upon written request to your introducing firm.

### Certificates of Deposit

Certificates of Deposit acquired through the Certificate of Deposit Account Registry Service ("CDARS") and held in your brokerage account are subject to Securities Investor Protection Corporation (SIPC) coverage. Please see additional information about SIPC under Important Information and Disclosures on this statement.

Please be advised that the secondary market for CDs is generally illiquid; the actual value of CDs may be different from their purchase price; and a significant loss of principal could result if your CDs are sold prior to maturity. In the event that the CDs listed above do not indicate a market valuation, an accurate market value could not be determined. In the event that a price is listed above for your CDs, Pershing has obtained a price from sources deemed to be reliable or has priced your CDs using a matrix formula. Prices are estimates and the actual value you may obtain for your CD may be different if you elect to sell your CD in the secondary market.

### Foreign Currency Transactions

Pershing will execute foreign currency transactions as principal for your account. Pershing may automatically convert foreign currency to or from U.S. dollars for dividends and similar corporate action transactions unless you instruct your financial organization otherwise. Pershing's currency conversion rate will not exceed the highest interbank conversion rate identified from customary banking sources on the conversion date or the prior business day, increased by up to 1%, unless a particular rate is required by applicable law. Your financial organization may also increase the currency conversion rate. This conversion rate may differ from rates in effect on the date you executed a transaction, incurred a charge, or received a credit. Transactions converted by agents (such as depositories) will be billed at the rates such agents use.

### Proxy Vote

Securities not fully paid for in your margin account may be lent by Pershing to itself or others in accordance with the terms outlined in the Margin Agreement. The right to vote your shares held on margin may be reduced by the amount of shares on loan. The Proxy Voting Instruction Form sent to you may reflect a smaller number of shares entitled to vote than the number of shares in your margin account.

## Messages

Although a money market mutual fund seeks to preserve the value of your investment at \$1 per share, it is possible to lose money by investing in a money market mutual fund. Shares of a money market mutual fund or the balance of a bank deposit product held in your brokerage account may be liquidated upon request with the proceeds credited to your brokerage account. Please see the money market mutual fund's prospectus or the bank deposit product's disclosure document or contact your advisor for additional information. Pursuant to

**Messages (continued)**

SEC Rule 10b-10(b)(1) confirmations are not sent for purchases into money market mutual funds processed on the sweep platform. Pursuant to applicable regulation, account statements will be produced monthly or quarterly.  
e-Delivery

Going digital is more important than ever before, and the benefits of electronic delivery--speed, convenience and safety--are clear. We offer e-Delivery for account statements, prospectus documents, proxy or shareholder communications, tax documents, trade confirmations and more. Historical account data is available from the day of initial signup.

To enroll, log in to your brokerage account, select "Go Paperless" at the top of any page and follow the on-screen prompts for setup. Enrollment can be activated as quickly as the day you register, and you will be notified when documents are available in an online, password-protected portal.

Contact your financial professional if you have any questions about any of our efficient digital tools.

Please note that the content of our Privacy Policy has not changed. Our current Privacy Policy is available within the Disclosures section of our website.

([www.financialnortheastern.com/946383/assets/files/documents/PrivacyNotice\\_NoAffil\\_NoOptOut\\_logo\\_Jan2020.pdf](http://www.financialnortheastern.com/946383/assets/files/documents/PrivacyNotice_NoAffil_NoOptOut_logo_Jan2020.pdf)) Upon request, a hard copy can be mailed to you by calling 1-800-362-9876 ext. 1207.

**Money Market Fund Detail**

Date	Activity Type	Description	Amount	Balance
<b>Sweep Money Market Fund</b>				
<b>DREYFUS GOVT CASH MT INSTLSH</b>				
Current Yield: 0.08% Activity Ending: 06/30/20				
05/30/20	Opening Balance			
06/02/20	Deposit	MONEY FUND PURCHASE	4,856.95	4,856.95
06/09/20	Deposit	MONEY FUND PURCHASE	13.59	4,870.54
06/10/20	Deposit	MONEY FUND PURCHASE	250,011.18	254,881.72
06/12/20	Deposit	MONEY FUND PURCHASE	249,989.44	504,871.16
06/15/20	Deposit	MONEY FUND PURCHASE	250,389.98	755,261.14
06/16/20	Deposit	MONEY FUND PURCHASE	499,968.00	1,255,229.14
06/24/20	Deposit	MONEY FUND PURCHASE	259,369.78	1,514,598.92
06/30/20	Deposit	MONEY FUND PURCHASE	190.33	1,514,789.25
06/30/20	Deposit	INCOME REINVEST	71.47	1,514,860.72
06/30/20	Closing Balance		\$1,514,860.72	\$1,514,860.72

**Cash Not Yet Received**

Security	Record Date	Payable Date	Quantity Held	Rate	Dividend Option	Amount of Payment
<b>Interest</b>						
C3BANK NA CARLSBAD CALIF CTF DEP	06/28/20	07/13/20	249,000.000	0.001315	Cash	327.45
1.600% 12/11/20						

29





Financial Northeastern Securities, Inc.  
 100 Passaic Avenue  
 Fairfield, New Jersey 07004  
 800-FNC-4141 or 973-882-9337

June 1, 2020 - June 30, 2020  
 POTTER COUNTY

**Cash Not Yet Received (continued)**

Security	Record Date	Payable Date	Quantity Held	Rate	Dividend Option	Amount of Payment
<b>Interest (continued)</b>						
TCM BK N A TAMPA FLA CTF DEP	06/26/20	07/11/20	249,000,000	0.001315	Cash	327.45
1.600% 12/11/20						
<b>Total Cash Not Yet Received</b>						<b>\$654.90</b>

Assets shown here are not reflected in your account. This information has been received from sources we believe to be reliable. Pershing does not guarantee the accuracy of the information.

**Important Information and Disclosures**

**The Role of Pershing**

- Pershing carries your account as clearing broker pursuant to a clearing agreement with your financial institution. Pershing may accept from your financial institution without inquiry or investigation (i) orders for the purchase and sale of securities and other property and (ii) any other instructions concerning your account. Pershing is not responsible or liable for any acts or omissions of your financial institution or its employees and it does not supervise them. Pershing provides no investment advice nor does it assess the suitability of any transaction or order. Pershing acts as the agent of your financial institution and you agree that you will not hold Pershing or any person controlling or under common control with it liable for any investment losses incurred by you.
- Pershing performs several key functions at the direction of your financial institution. It acts as custodian for funds and securities you may deposit with it directly or through your financial institution or that it receives as the result of securities transactions it processes.
- Your financial institution is responsible for adherence to the securities laws, regulations and rules which apply to it regarding its own operations and the supervision of your account, its sales representatives and other personnel. Your financial institution is also responsible for approving the opening of accounts and obtaining account documents; the acceptance and, in certain instances, execution of securities orders; the assessment of the suitability of those transactions, where applicable; the rendering of investment advice, if any, to you and in general, for the ongoing relationship that it has with you.
- Inquiries concerning the positions and balances in your account may be directed to the Pershing Customer Service Department at (201) 413-3333. All other inquiries regarding your account or activity should be directed to your financial institution. Your financial organization's contact information can be found on the first page of this statement.
- For a description of other functions performed by Pershing please consult the Disclosure Statement provided to you upon the opening of your account. This notice is not meant as a definitive enumeration of every possible circumstance, but as a general disclosure. If you have any questions regarding this notice or if you would like additional copies of the Disclosure Statement, please contact your financial institution.
- Pershing is a member of the Securities Investor Protection Corporation (SIPC®). Please note that SIPC does not protect against loss due to market fluctuation. In addition to SIPC protection, Pershing provides coverage in excess of SIPC limits. For more detailed information please visit: [www.pershing.com/about/strength-and-stability](http://www.pershing.com/about/strength-and-stability).
- This statement will be deemed conclusive. You are advised to report any inaccuracy or discrepancy (including unauthorized trading) promptly, but no later than ten days after receipt of this statement, to your financial organization and Pershing. Please be advised that any oral communication should be re-confirmed in writing to further protect your rights, including your rights under the Securities Investor Protection Act.
- Your financial organization's contact information can be found on the first page of this statement. Pershing's contact information is as follows: **Pershing LLC, Legal Department, One Pershing Plaza, Jersey City, New Jersey 07399; (201) 413-3330. Errors and Omissions excepted.**

**Important Arbitration Disclosures**

- All parties to this agreement are giving up the right to sue each other in court, including the right to a trial by jury, except as provided by the rules of the arbitration forum in which a claim is filed.
- Arbitration awards are generally final and binding; a party's ability to have a court reverse or modify an arbitration award is very limited.

30

Account #  
 Account Sh POTTER CTY  
 Base CCY: USD

Transaction Dividends and Interest

All Dates

DATE	ACTIVITY	SEC. DESCRIPTION	ACTIVITY DESCRIPTION	ACCT. TYPE	QUANTITY	STLMINT DATE	NET AMT. (TRANS. CCY)
12/27/2019	MONEY MARKET FUND	INCOME RECEIVED	DREYFUS GOVERNMENT CASH MANAGEMENT INSTITUTIONAL SHARES	CASH	0.0000	12/27/2019	780.58
12/31/2019	MONEY MARKET FUND	INCOME RECEIVED	DREYFUS GOVERNMENT CASH MANAGEMENT INSTITUTIONAL SHARES LIVE OAK BK N A WILMINGTON C I F DEP 1.600% 06/15/20 B/E DTD 12/13/19	CASH	0.0000	12/31/2019	0.06
1/2/2020	BOND INTEREST RECEIVED	MATURED	10000 LIVE OAK BKG CO V CASH ICM BK N A IAMPA FLA C I F DEP 1.600% 12/11/20 DTD 12/11/19 N/C	CASH	0.0000	1/2/2020	8.33
1/13/2020	BOND INTEREST RECEIVED		C3BANK NA CARLSBAD CALIF C I F DEP 1.600% 12/11/20 DTD 12/13/19 N/C	CASH	0.0000	1/13/2020	338.37
1/13/2020	BOND INTEREST RECEIVED		SMARTBANK PIGEON FORGE TENN C I F DEP 1.650% 03/17/20 B/E DTD 12/17/19	CASH	0.0000	1/13/2020	349.28
1/17/2020	BOND INTEREST RECEIVED		MATURED	CASH	0.0000	1/17/2020	348.94
1/17/2020	BOND INTEREST RECEIVED		CTF DEP 1.600% 03/17/20 B/E DTD 12/17/19	CASH	0.0000	1/17/2020	338.37
1/31/2020	MONEY MARKET FUND	INCOME RECEIVED	DREYFUS GOVERNMENT CASH MANAGEMENT INSTITUTIONAL SHARES LIVE OAK BK N A WILMINGTON C I F DEP 1.600% 06/15/20 B/E DTD 12/13/19	CASH	0.0000	1/31/2020	1.82
2/3/2020	BOND INTEREST RECEIVED		MATURED	CASH	0.0000	2/3/2020	13.59
2/11/2020	BOND INTEREST RECEIVED		ICM BK N A IAMPA FLA C I F DEP 1.600% 12/11/20 DTD 12/11/19 N/C	CASH	0.0000	2/11/2020	338.37
2/13/2020	BOND INTEREST RECEIVED		C3BANK NA CARLSBAD CALIF C I F DEP 1.600% 12/11/20 DTD 12/13/19 N/C	CASH	0.0000	2/13/2020	338.37
2/18/2020	BOND INTEREST RECEIVED		SMARTBANK PIGEON FORGE TENN C I F DEP 1.650% 03/17/20 B/E DTD 12/17/19	CASH	0.0000	2/18/2020	348.94
2/18/2020	BOND INTEREST RECEIVED		MATURED	CASH	0.0000	2/18/2020	338.37
2/18/2020	BOND INTEREST RECEIVED		CTF DEP 1.600% 03/17/20 B/E DTD 12/17/19	CASH	0.0000	2/18/2020	338.37
2/28/2020	MONEY MARKET FUND	INCOME RECEIVED	DREYFUS GOVERNMENT CASH MANAGEMENT INSTITUTIONAL SHARES LIVE OAK BK N A WILMINGTON C I F DEP 1.600% 06/15/20 B/E DTD 12/13/19	CASH	0.0000	2/28/2020	3.39
3/2/2020	BOND INTEREST RECEIVED		MATURED	CASH	0.0000	3/2/2020	12.71
3/9/2020	BOND INTEREST RECEIVED		WESTERN ALLIANCE BK FUGENIA AL C I F DEP 1.600% 03/09/20 B/E DTD 12/09/19	CASH	0.0000	3/9/2020	989.28
3/11/2020	BOND INTEREST RECEIVED		MATURED	CASH	0.0000	3/11/2020	316.54
3/11/2020	BOND INTEREST RECEIVED		ICM BK N A IAMPA FLA C I F DEP 1.600% 12/11/20 DTD 12/11/19 N/C	CASH	0.0000	3/11/2020	316.54



3/11/2020	BOND INTEREST RECEIVED	CENTERSTATE BK FLA NA WINTERHAVEN FL CTF DEP 1.600% 03/11/20 B/E DTD 12/11/19 MATURED	8000 CENTERSTATE BK FLA CASH	0.0000	3/11/2020	31.91
3/13/2020	BOND INTEREST RECEIVED	JPMORGAN CHASE BK NA COLUMBUS OHIO CTF DEP 1.650% 12/13/20 B/E DTD 12/13/19 CLB 09/12/20 @100.000	248000 JPMORGAN CHAS CASH	0.0000	3/13/2020	1,020.20
3/13/2020	BOND INTEREST RECEIVED	C3BANK NA CARLSBAD CALIF C I F DEP 1.600% 12/11/20 DTD 12/13/19 N/C	249000 C3BANK NA CARL CASH	0.0000	3/13/2020	316.54
3/17/2020	BOND INTEREST RECEIVED	C I F DEP 1.600% 03/17/20 B/E DTD 12/17/19 MATURED	249000 SACO & BIDDEFOR CASH	0.0000	3/17/2020	316.54
3/18/2020	BOND INTEREST RECEIVED	1.650% 03/17/20 B/E DTD 12/17/19 MATURED	249000 SMARTBANK PIGE CASH	0.0000	3/18/2020	326.43
3/23/2020	BOND INTEREST RECEIVED	1.650% 03/23/20 B/E DTD 12/23/19 MATURED	248000 CUSTOMERS BK PH CASH	0.0000	3/23/2020	1,020.20
3/31/2020	MONEY MARKET FUND	DREYFUS GOVERNMENT CASH MANAGEMENT INSTITUTIONAL SHARES	DREYFUS GOVT CASH MTH CASH	0.0000	3/31/2020	120.43
4/1/2020	BOND INTEREST RECEIVED	DEP 1.600% 06/15/20 B/E DTD 12/13/19 MATURED	10000 LIVE OAK BKG CO W CASH	0.0000	4/1/2020	13.59
4/3/2020	BOND INTEREST RECEIVED	CTF DEP 1.650% 04/02/20 B/E DTD 12/27/19 MATURED	248000 PARKWAY BK & TH CASH	0.0000	4/3/2020	1,087.46
4/13/2020	BOND INTEREST RECEIVED	1CM BK N A I AMPA FLA C I F DEP 1.600% 12/11/20 DTD 12/11/19 N/C	249000 TCM BK N A TAMPF CASH	0.0000	4/13/2020	338.37
4/13/2020	BOND INTEREST RECEIVED	C3BANK NA CARLSBAD CALIF C I F DEP 1.600% 12/11/20 DTD 12/13/19 N/C	249000 C3BANK NA CARL CASH	0.0000	4/13/2020	338.37
4/23/2020	BOND INTEREST RECEIVED	BANK OZK LITTLE ROCK ARK CTF DEP 0.900% 03/23/21 B/E DTD 03/23/20 N/C	249000 BANK OZK LITTLE CASH	0.0000	4/23/2020	190.33
4/30/2020	MONEY MARKET FUND	DREYFUS GOVERNMENT CASH MANAGEMENT INSTITUTIONAL SHARES	DREYFUS GOVT CASH MTH CASH	0.0000	4/30/2020	18.61
5/1/2020	BOND INTEREST RECEIVED	DEP 1.600% 06/15/20 B/E DTD 12/13/19 MATURED	10000 LIVE OAK BKG CO W CASH	0.0000	5/1/2020	13.15
5/11/2020	BOND INTEREST RECEIVED	1CM BK N A I AMPA FLA C I F DEP 1.600% 12/11/20 DTD 12/11/19 N/C	249000 TCM BK N A TAMPF CASH	0.0000	5/11/2020	327.45
5/13/2020	BOND INTEREST RECEIVED	C3BANK NA CARLSBAD CALIF C I F DEP 1.600% 12/11/20 DTD 12/13/19 N/C	249000 C3BANK NA CARL CASH	0.0000	5/13/2020	327.45
5/26/2020	BOND INTEREST RECEIVED	BANK OZK LITTLE ROCK ARK CTF DEP 0.900% 03/23/21 B/E DTD 03/23/20 N/C	249000 BANK OZK LITTLE CASH	0.0000	5/26/2020	184.19
5/29/2020	MONEY MARKET FUND	DREYFUS GOVERNMENT CASH MANAGEMENT INSTITUTIONAL SHARES	DREYFUS GOVT CASH MTH CASH	0.0000	5/29/2020	0.42

10,856.95